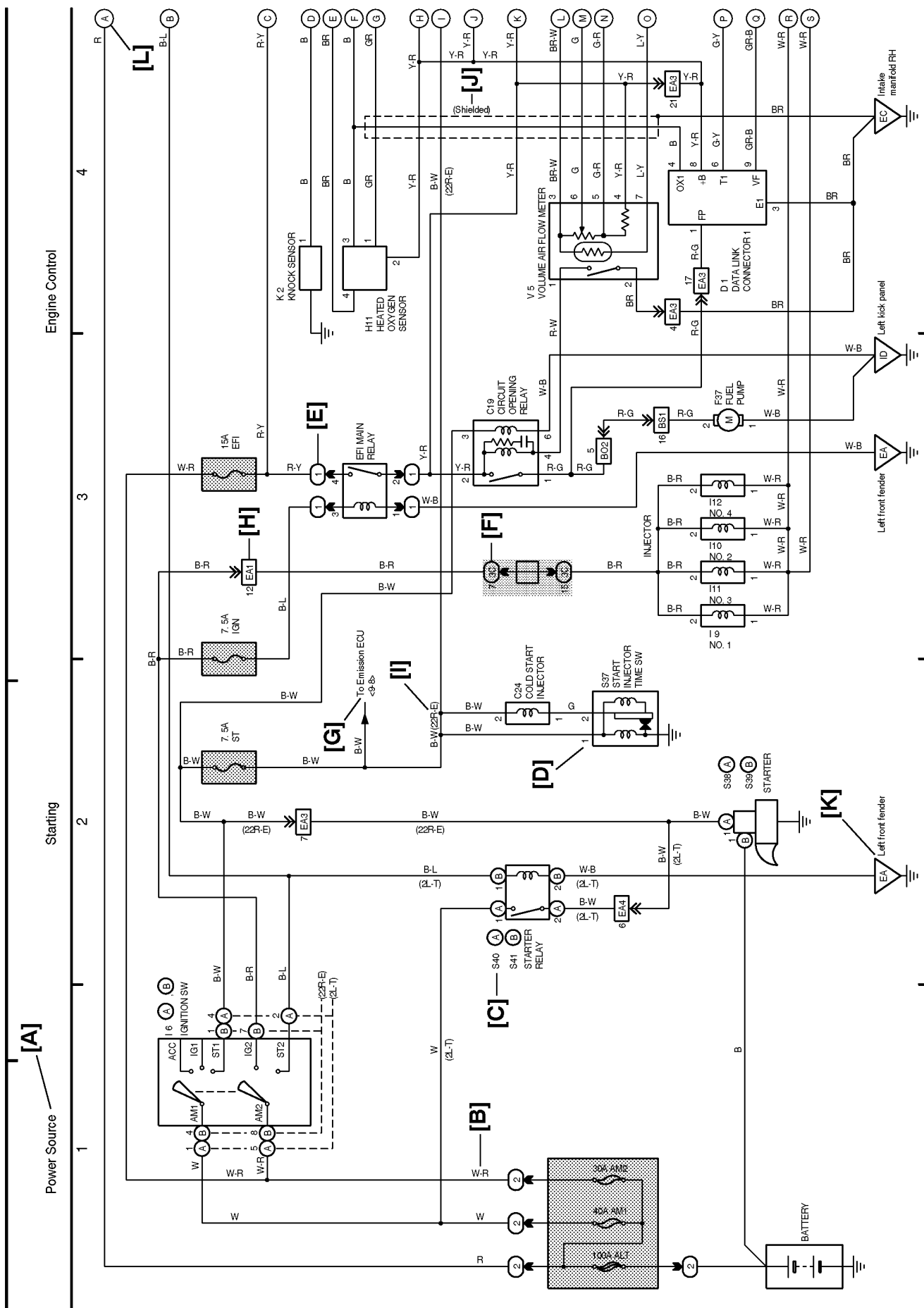


M OVERALL ELECTRICAL WIRING DIAGRAM

* The system shown here is an EXAMPLE ONLY. It is different to the actual circuit shown in the wiring diagram section.

HOW TO READ THIS SECTION



[A] : System Title

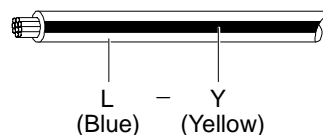
[B] : Indicates the wiring color.

Wire colors are indicated by an alphabetical code.

B = Black W = White BR = Brown
 L = Blue V = Violet SB = Sky Blue
 R = Red O = Orange LG = Light Green
 P = Pink Y = Yellow GR = Gray
 G = Green

The first letter indicates the basic wire color and the second letter indicates the color of the stripe.

Example: L - Y

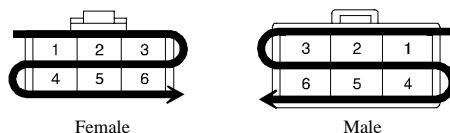


[C] : The position of the parts is the same as shown in the wiring diagram and wire routing.

[D] : Indicates the pin number of the connector. The numbering system is different for female and male connectors.

Example : Numbered in order from upper left to lower right

Numbered in order from upper right to lower left



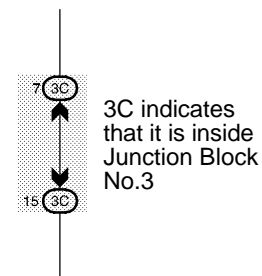
The numbering system for the overall wiring diagram is the same as above

[E] : Indicates a Relay Block. No shading is used and only the Relay Block No. is shown to distinguish it from the J/B.

Example : ① Indicates Relay Block No.1

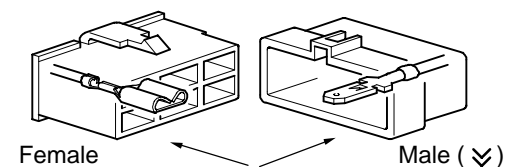
[F] : Junction Block (The number in the circle is the J/B No. and the connector code is shown beside it). Junction Blocks are shaded to clearly separate them from other parts.

Example:



[G] : Indicates related system.

[H] : Indicates the wiring harness and wiring harness connector. The wiring harness with male terminal is shown with arrows (↘). Outside numerals are pin numbers.



[I] : () is used to indicate different wiring and connector, etc. when the vehicle model, engine type, or specification is different.

[J] : Indicates a shielded cable.



[K] : Indicates and located on ground point.

[L] : The same code occurring on the next page indicates that the wire harness is continuous.

SYSTEM INDEX

SYSTEMS	LOCATION	SYSTEMS	LOCATION
Air Conditioning (Manual A/C)	24-2	Multiplex Communication System	10-2
Auto Antenna	21-2	* Door Lock Control	
Automatic Air Conditioning	23-2	* Horn	
Back-Up Light	6-3	* Mirror Heater	
Charging	1-3	* Power Window (Rear)	
Cigarette Lighter	15-4	* Rear Window Defogger	
Clock	15-4	* Rear Wiper and Washer	
Combination Meter	22-2	* Theft Deterrent	
Cruise Control	2-9	* Wireless Door Lock Control	
Electronically Controlled Transmission and A/T Indicator	3-2	Power Outlet	18-4
Engine Control	2-2	Power Seat	13-2
Engine Immobiliser System	2-11	Power Source	1~24-1
Front Fog Light	4-4	Power Window	11-2
Front Wiper and Washer	16-2	Radio and Player	21-3
Garage Door Opener	9-4	Rear Heater	24-6
Headlight (w/ Daytime Running Light)	4-2	Remote Control Mirror	12-2
Headlight (w/o Daytime Running Light)	5-2	Seat Belt Warning	9-2
Ignition	1-4	Seat Heater	14-2
Illumination	7-2	Shift Lock	15-2
Interior Light	9-3	SRS	18-2
Key Reminder	9-2	Starting	1-2
Light Auto Turn Off	17-2	Stop Light	5-4
Moon Roof	17-3	Taillight	6-2
		Trailer Towing	14-4
		Turn Signal and Hazard Warning Light	8-2
		VSC	19-2
		4WD	20-2